

LCFF Budget Overview for Parents

Local Educational Agency (LEA) Name: Salida Union School District

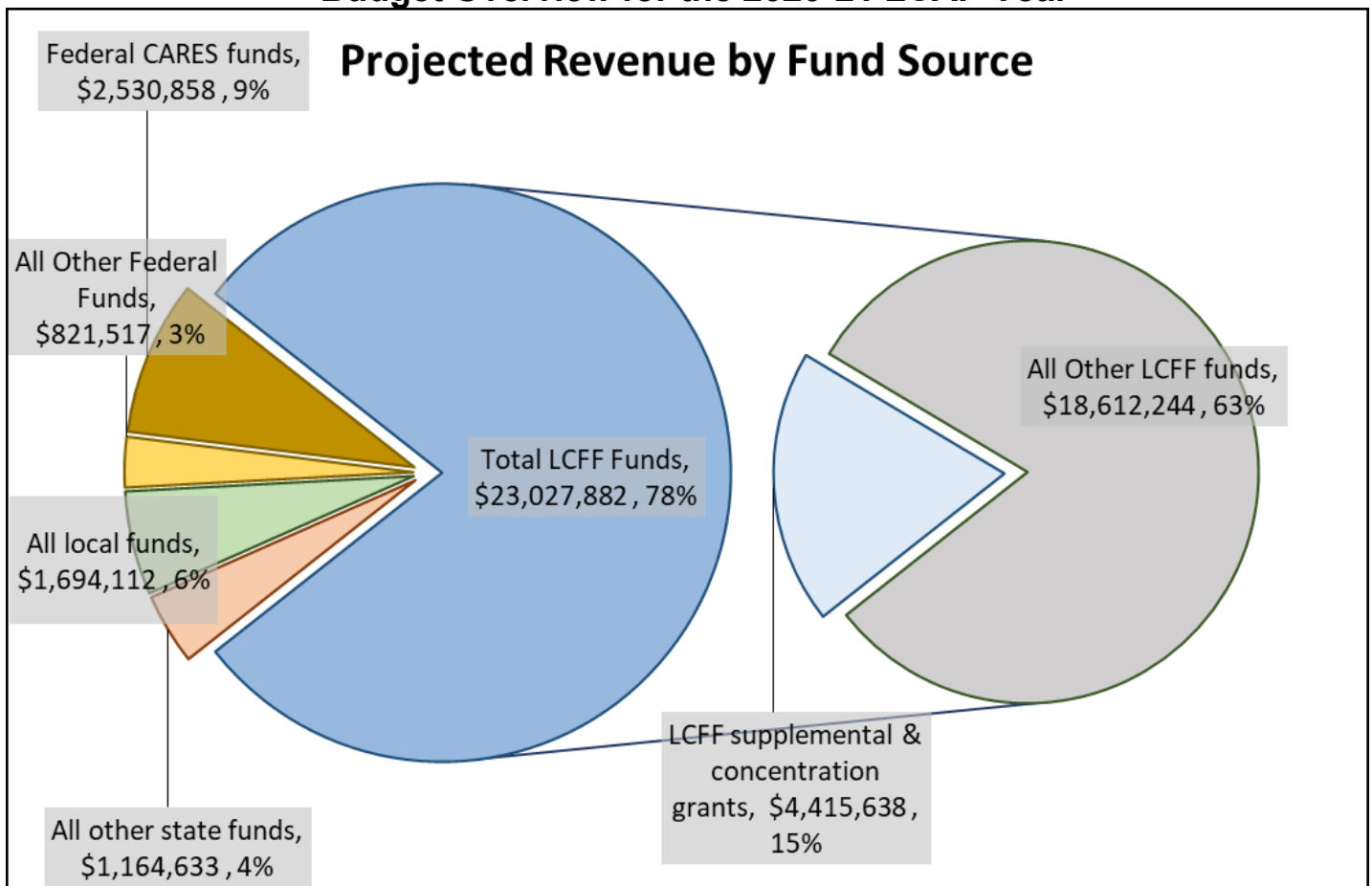
CDS Code: 50-71266-0000000

School Year: 2020-2021

LEA contact information: Twila Tosh, Superintendent

School districts receive funding from different sources: state funds under the Local Control Funding Formula (LCFF), other state funds, local funds, and federal funds. LCFF funds include a base level of funding for all LEAs and extra funding - called "supplemental and concentration" grants - to LEAs based on the enrollment of high needs students (foster youth, English learners, and low-income students).

Budget Overview for the 2020-21 LCAP Year

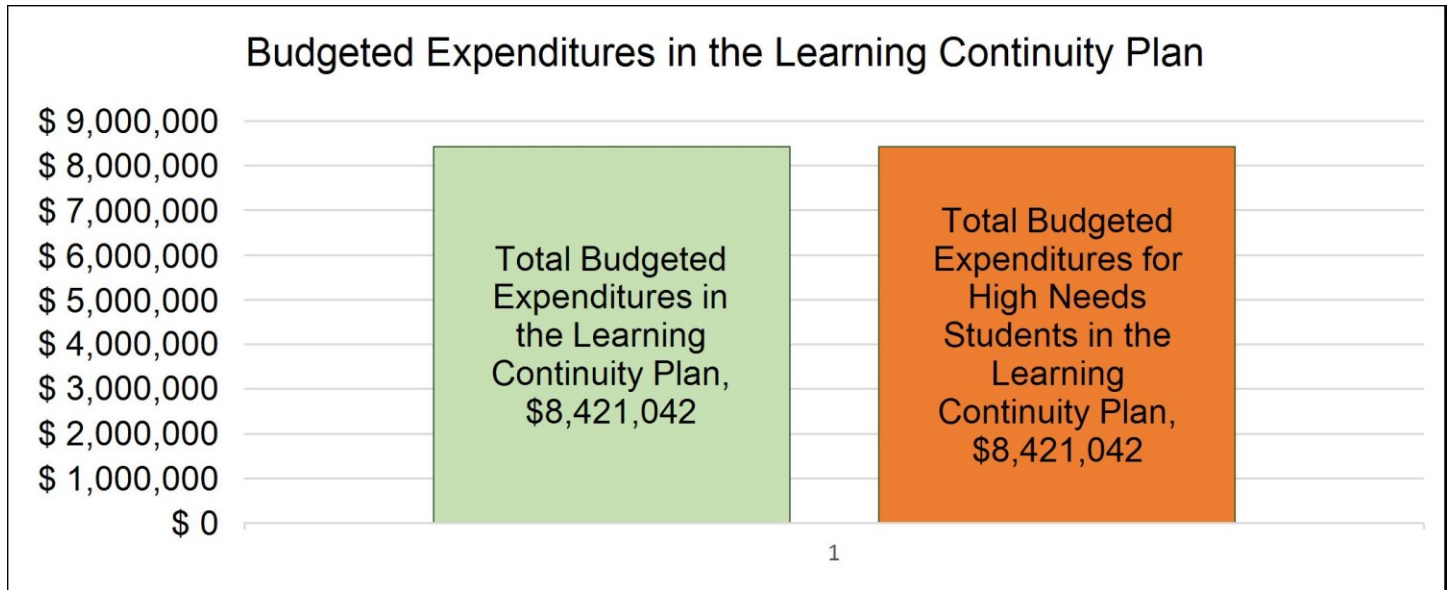


This chart shows the total general purpose revenue Salida Union School District expects to receive in the coming year from all sources.

The total revenue projected for Salida Union School District is \$29,239,002, of which \$23,027,882 is Local Control Funding Formula (LCFF), \$1,164,633 is other state funds, \$1,694,112 is local funds, and \$3,352,375 is federal funds. Of the \$3,352,375 in federal funds, \$2,530,858 are federal CARES Act funds. Of the \$23,027,882 in LCFF Funds, \$4,415,638 is generated based on the enrollment of high needs students (foster youth, English learner, and low-income students).

LCFF Budget Overview for Parents

For the 2020-21 school year school districts must work with parents, educators, students, and the community to develop a Learning Continuity and Attendance Plan (Learning Continuity Plan). The Learning Continuity Plan replaces the Local Control and Accountability Plan (LCAP) for the 2020–21 school year and provides school districts with the opportunity to describe how they are planning to provide a high-quality education, social-emotional supports, and nutrition to their students during the COVID-19 pandemic.



This chart provides a quick summary of how much Salida Union School District plans to spend for planned actions and services in the Learning Continuity Plan for 2020-2021 and how much of the total is tied to increasing or improving services for high needs students.

Salida Union School District plans to spend \$30,476,872 for the 2020-21 school year. Of that amount, \$8,421,042 is tied to actions/services in the Learning Continuity Plan and \$22,055,830 is not included in the Learning Continuity Plan. The budgeted expenditures that are not included in the Learning Continuity Plan will be used for the following:

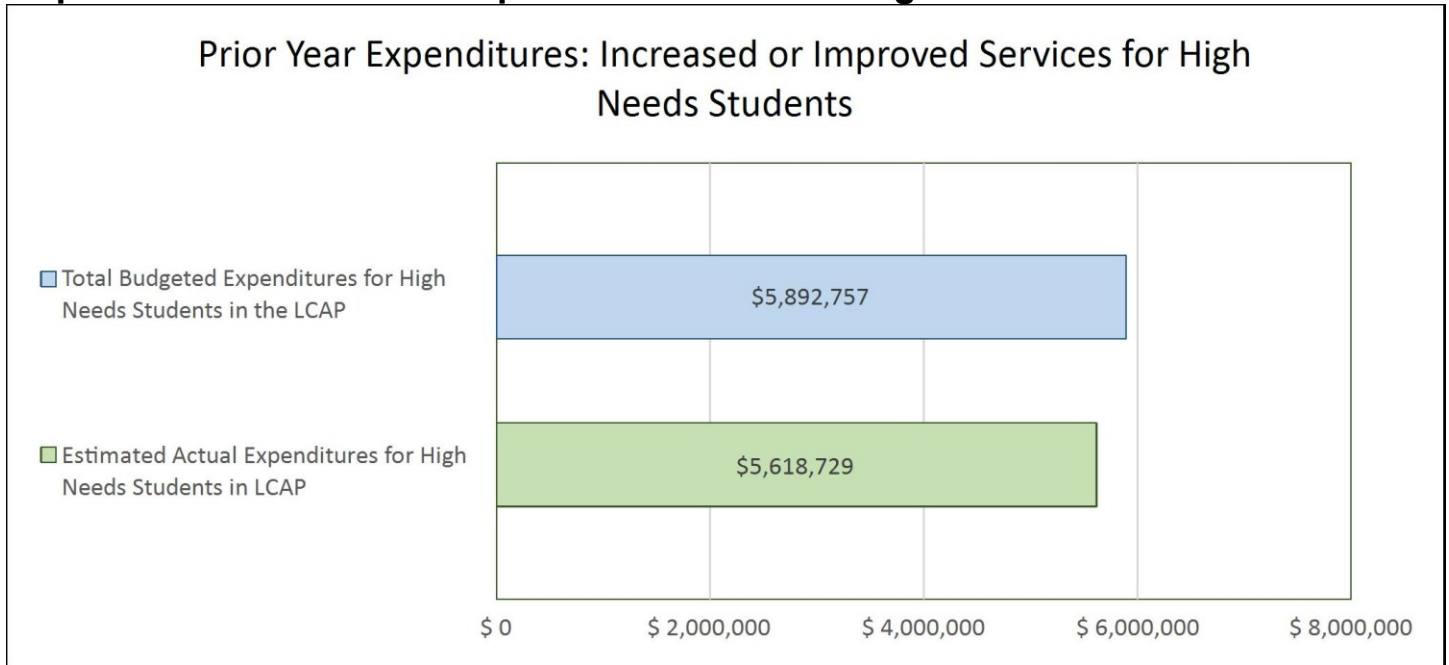
Other General Fund expenditures that are not included in the LCAP are used for salaries and benefits; books and supplies; services; operating expenditures; capital outlay; and other outgoing.

Increased or Improved Services for High Needs Students in in the Learning Continuity Plan for the 2020-2021 School Year

In 2020-21, Salida Union School District is projecting it will receive \$4,415,638 based on the enrollment of foster youth, English learner, and low-income students. Salida Union School District must describe how it intends to increase or improve services for high needs students in the Learning Continuity Plan. Salida Union School District plans to spend \$8,421,042 towards meeting this requirement, as described in the Learning Continuity Plan.

LCFF Budget Overview for Parents

Update on Increased or Improved Services for High Needs Students in 2019-20



This chart compares what Salida Union School District budgeted in the 2019-20 LCAP for actions and services that contributed to increasing or improving services for high needs students with what Salida Union School District actually spent on actions and services that contributed to increasing or improving services for high needs students in the 2019-20 school year.

In 2019-20, Salida Union School District's LCAP budgeted \$5,892,757 for planned actions to increase or improve services for high needs students. Salida Union School District actually spent \$5,618,729 for actions to increase or improve services for high needs students in 2019-20.

Our actions and services were not impacted by the overall decrease in expenditures compared to the dollars budgeted.